

Product sheet



DPX³ 1600 LEGRAND

Circuit breaker DPX3 1600,4 poles, with rated current of 1000A and rotary knob electronic protection unit.

REF. 422239 | EAN. 3414970335623

> [Visit e-catalogue](#)

Product characteristics

- Breaking capacity of 50kA, according to EN/IEC standard 60947 - 2, suitable for protection of high power industrial installations. Rated insulation voltage of 1000V Rated impulse withstand voltage of 8kV
- Compliant with NEMA AB-1. Climatic condition according to IEC/EN 60947 - 1 Annex Q, Cat. F subject to temperature, humidity, vibration, shock and salt mist.
- Electronic protection unit with rotary knobs for regulation of thermal current and magnetic current. Thermal protection within range of 0,4 - 1,0 of the rated current. Magnetic protection within range of 1,5 - 10 of the rated current.
- Can be equipped with releases (undervoltage and shunt releases) and auxiliary contacts. Can be used with rotary handles or motor operator. Locking accessories are available.
- Has different type of possible connection accessories: cage terminals, spreader and rear terminals. Is available also in a plug-in version (circuit breaker fitted with special terminals and mounted on a plug-in base) or in a draw-out version (a plug-in version fitted with a "Debro-lift" mechanism which can be used to withdraw the breaker while keeping it on its base)

The product's benefits

Installation

- DPX3 platform has been developed to give a new solution of protection devices for a more precise approach in power installations in order to offer the correct answer for different project needs.

Usage




- DPX3 platform provides a complete "project" approach in premium market segment, offering a range completely suitable for high power application

Advantages

- DPX3 630 is the answer for the competition in the project sub-segment. A unique size for all versions (thermal magnetic, electronic with or without measure). Earth leakage features can be achieved by adding a dedicated module at the bottom of the breaker itself.

Documentation

TECHNICAL DOCUMENTATION

- [LE07103AD.pdf](#) | PDF (1.12Mo)
-  [EXB15015_TG_Coordination_EN.pdf](#) | PDF (5.41Mo)
-  [EXB19026_CA_DPX3_125HP250HP_630_1600EN.pdf](#) | PDF (82.93Mo)
-  [EXB21086_CA_DPX3HP125_250_DPX3630_1600FR.pdf](#) | PDF

CATALOGUE PAGE & OTHERS

-  [ex223001_0184.pdf](#) | PDF (0.08Mo)
-  [ex223001_0135.pdf](#) | PDF (0.1Mo)

(83.49Mo)