

# Product sheet



DPX<sup>3</sup> 250 LEGRAND

DPX<sup>3</sup>250 thermal magnetic release circuit breaker, 4 poles 200A and breaking capacity 36kA

REF. 420248 | EAN. 3245064202480

DPX<sup>3</sup>, moulded case circuit breaker for switching, control isolation and protection of low voltage lines. Protects a circuit from damage caused by excess current from an overload or short circuit

> [Visit e-catalogue](#)

## Description

DPX<sup>3</sup>, moulded case circuit breaker for switching, control isolation and protection of low voltage lines. Protects a circuit from damage caused by excess current from an overload or short circuit

### Product characteristics

- Breaking capacity of 36kA, according to EN/IEC standard 60947-2, suitable for protection of commercial and middle power installations - Compliant with NEMA AB-1
- Rated insulation voltage of 800V - Rated impulse withstand voltage of 8kV
- Thermal protection with manual adjustment range of 0,8-1,0 of the rated current - Magnetic protection with manual adjustment range of 5-10 of the rated current.
- Supplied with fixing screws, connection plate for bars or cable lugs and insulated shields (phase barriers) - Can be fitted cage terminals, spreaders, rear terminals
- Can be equipped with auxiliaries (shunt release, undervoltage release, auxiliary contact), rotary handle, motor-driven handle and locking accessory

## The product's benefits

### Installation

- Can be mounted on rail or on plate in XL<sup>3</sup> or XL<sup>3</sup> S cabinets and enclosures

### Usage







- Climatic condition according to IEC/EN 60947-1 Annex Q, Cat. F subject to temperature, humidity, vibration, shock and salt mist

### Avantages

- DPX3 platform has been developed to give a new solution of protection devices for a more precise approach in "flux" installations in order to offer the correct answer little panel builders or installers
- DPX<sup>3</sup>250 is the answer for the competition for reduced needs of flux sub-segment

## Documentation

### TECHNICAL DOCUMENTATION

-  EXB16053\_DPX3\_160\_250\_EN.pdf | PDF (54.11Mo)
-  EXB15015\_TG\_Coordination\_EN.pdf | PDF (5.41Mo)
-  EXB22025\_CA\_DPX3\_160-250\_FR.pdf | PDF (55.06Mo)
-  Y4263F.pdf | PDF (0.91Mo)
-  FT\_250MT\_-\_FR.pdf | PDF (0.42Mo)
-  F01364EN05\_DPX3\_250MT\_ENG.pdf | PDF (1.73Mo)


### CATALOGUE PAGE & OTHERS

-  ex223001\_0161.pdf | PDF (0.07Mo)
-  ex223001\_0189.pdf | PDF (0.04Mo)
-  ex223001\_0188.pdf | PDF (0.11Mo)

## CAD & Design specs / BIM

 420249.dwg | DWG (0.2Mo)

## Agreements & Certificates

 OC / CB-SE-101779 | (0.1Mo)

 LGRP-00570-V01.01-EN.pdf | PDF (0.65Mo)

 LGRP-00733-V01.01-EN.pdf | PDF (0.96Mo)

 DC-D13\_13-SELECTIVITE \_FILIATION-A-3-NIVEAUX.pdf | PDF (0.62Mo)

 OC / CB-71485 | (2.57Mo)