

Product sheet



DX³ LEGRAND

AFDD DX3 STOP ARC 10000A 1 pole + neutral 10A
curve B 30mA TYPE A

REF. 415956 | EAN. 3414971179585

> [Visit e-catalogue](#)

Product characteristics

- Breaking capacity 10000A according to IEC 61009 - 1 standard for household installations. Tripping threshold in case of short - circuit between 30A and 50A (B curve between 3 In and 5 In). Detection of type A leakage current. Sensitivity 30 mA
- Line connection on bottom side by screw terminals, with dedicated prong or fork busbar, 16 mm² solid copper cables or 10 mm² stranded copper cables with lugs. Load connection on top side by screw terminals, with 16 mm² solid copper cables or 10 mm² stranded copper cables with lugs.
- Protected against solid bodies larger than 12,5mm ("fingerproof") : IP20 according to IEC/EN 60529 standard. Maximum level of limitation of the let through energy (energy limitation class 3 according to IEC 61009 - 1 standard).
- Can be equipped with Legrand DX3 auxiliaries : auxiliary contacts, shunt trip, overvoltage release, power overvoltage protection (POP).
- This device complies with substance-restriction requirements and has been designed in an environmentally conscious process.

Recommendation / Restriction

- Recommended for 2P+E power sockets circuit protection in sleeping accommodation, premises constituting a fire risk due to the types of material processed or stored therein (barns, woodworking shops, paper mills, etc), premises constructed with combustible building materials (wooden buildings and houses), structures where fire spreads easily (tower blocks) and premises where irreplaceable goods might be in danger. In residential installations, they should ideally be installed on the bedroom and living room circuits. In the case of total refurbishment, they should play an active part in making

The product's benefits

Installation

- Fitted with two DIN rail clamps, one top side and one bottom side, allowing an independent removal of this product when the prong busbar supplying the row is still in place.

Usage

- Fitted with a LED indicator allowing the identification of the status of the breaker. Mechanical indicator for identification of tripping due to arc fault. Fitted with a label holder allowing a clear, visible and convenient identification of the circuit. On and OFF indication printed on the handle respectively on red and green backgrounds for an easy identification of the status of the MCB.





Advantages

- Daily automatic test of the arc fault detection function.

the installation safe.

Documentation

TECHNICAL DOCUMENTATION

-  UG19001_UG_DX3_Stop_Arc_(11_2020).pdf | PDF (3.05Mo)
-  LE10543BD.pdf | PDF (6.5Mo)
-  EXB18043_WP_DefaultsArcElec_(11_2019).pdf | PDF (2.65Mo)
-  F02546EN-05.pdf | PDF (1.82Mo)

CAD & Design specs / BIM

-  415968.dwg | DWG (0.19Mo)

CATALOGUE PAGE & OTHERS

-  ex223001_0064.pdf | PDF (0.09Mo)