

Product sheet



DPX³ 630 LEGRAND

Circuit breaker DPX3 630,4 poles, with rated current of 500A and thermal magnetic protection.

REF. 422502 | EAN. 3414970382689

> [Visit e-catalogue](#)

Product characteristics

- Breaking capacity of 70kA, according to EN/IEC standard 60947 - 2, suitable for protection of high power industrial installations. Rated insulation voltage of 800V Rated impulse withstand voltage of 8kV
- Compliant with NEMA AB-1. Climatic condition according to IEC/EN 60947 - 1 Annex Q, Cat. F subject to temperature, humidity, vibration, shock and salt mist.
- Protection unit with rotary knobs for regulation of thermal and magnetic currents. Thermal protection with manual adjustment range of 0,8 - 1,0 of the rated current. Magnetic protection with manual adjustment range of 5 - 10 of the rated current.
- Can be equipped with releases (undervoltage and shunt releases) and auxiliary contacts. Can be used with rotary handles or motor operator. Locking accessories are available.
- Has different type of possible connection accessories: cage terminals, spreader and rear terminals. Is available also in a plug-in version (circuit breaker fitted with special terminals and mounted on a plug-in base). An module can be added in order to get protection against earth leakage faults.

The product's benefits

Installation

- DPX3 platform has been developed to give a new solution of protection devices for a more precise approach in power installations in order to offer the correct answer for different project needs.

Usage




- DPX3 platform provides a complete "project" approach in premium market segment, offering a range completely suitable for high power application

Advantages

- DPX3 630 is the answer for the competition in the project sub-segment. A unique size for all versions (thermal magnetic, electronic with or without measure). Earth leakage features can be achieved by adding a dedicated module at the bottom of the breaker itself.

Documentation


TECHNICAL DOCUMENTATION


- [LE07062AB.pdf](#) | PDF (0.81Mo)
-  [Workshop Book: DPX³ 125HP/160HP/250HP/630/1600](#) | PDF (239.04Mo)
-  [F01959FR01_DPX3_630ELE_FRAV3.pdf](#) | PDF (1.04Mo)
-  [Cahier d'atelier : DPX³ 125HP/160HP/250HP/630/1600](#) | PDF (239.32Mo)

CATALOGUE PAGE & OTHERS

-  [ex223001_0177.pdf](#) | PDF (0.06Mo)
-  [ex223001_0194-0195.pdf](#) | PDF (0.48Mo)
-  [ex223001_0198.pdf](#) | PDF (0.03Mo)

→ LE08011AA.pdf | PDF (0.44Mo)

 Technical Guide: Coordination between protection devices | PDF (5.41Mo)

 F01959N05_DPX3_630_ELE.pdf | PDF (3.04Mo)


CAD & Design specs / BIM

 422498.dwg | DWG (0.17Mo)

 422502.dwg | DWG (0.13Mo)

Agreements & Certificates

 DC-D13_13-SELECTIVITE _FILIIATION-A-3-NIVEAUX.pdf | PDF (0.62Mo)

 OC / CB-SE-91831 | (1.1Mo)