

Product sheet



DPX³ 160 LEGRAND

DPX³160 thermal magnetic release circuit breaker, 3 poles, with rated current of 40A and breaking capacity 25kA

REF. 420042 | EAN. 3245064200424

DPX³, moulded case circuit breaker for switching, control isolation and protection of low voltage lines. Protects a circuit from damage caused by excess current from an overload or short circuit

> [Visit e-catalogue](#)

Description

DPX³, moulded case circuit breaker for switching, control isolation and protection of low voltage lines. Protects a circuit from damage caused by excess current from an overload or short circuit

Product characteristics

- Breaking capacity of 25kA, according to EN/IEC standard 60947-2, suitable for protection of commercial and middle power installations - Compliant with NEMA AB-1
- Rated insulation voltage of 800V - Rated impulse withstand voltage of 8kV
- Thermal protection with manual adjustment range of 0,8-1,0 of the rated current - Magnetic protection fixed at 10 time the rated current (minimum of 400A)
- Supplied with fixing screws, cage terminals 70mm² maximum flexible cable or 95mm² maximum rigid cable - Can be fitted with other connection accessories: cage terminals, spreaders, rear terminals
- Can be equipped with auxiliaries (shunt release, undervoltage release, auxiliary contact), rotary handle, motor-driven handle and locking accessory Can used with rotary handles or motor operator. Locking accessories are available.

The product's benefits

Installation

- Can be mounted on rail or on plate in XL³ or XL³ S cabinets and enclosures

Usage




- Climatic condition according to IEC/EN 60947-1 Annex Q, Cat. F subject to temperature, humidity, vibration, shock and salt mist

Advantages


- DPX³ platform has been developed to give a new solution of protection devices for a more precise approach in "flux" installations in order to offer the correct answer little panel builders or installers
- DPX³160 is the answer for the competition for reduced needs of flux sub-segment

Documentation

TECHNICAL DOCUMENTATION

- [Y4220F.pdf](#) | PDF (0.84Mo)
-  [FT_160MT_-_FR.pdf](#) | PDF (0.43Mo)
-  [EXB22025_CA_DPX3_160-250_FR.pdf](#) | PDF (108.29Mo)
-  [EXB16053_DPX3_160_250_EN.pdf](#) | PDF (107.63Mo)

CATALOGUE PAGE & OTHERS




-  [ex223001_0189.pdf](#) | PDF (0.04Mo)
-  [ex223001_0159.pdf](#) | PDF (0.11Mo)
-  [ex223001_0188.pdf](#) | PDF (0.11Mo)

-  F01360EN_07.pdf | PDF (5.05Mo)
-  EXB15015_TG_Coordination_EN.pdf | PDF (5.41Mo)

CAD & Design specs / BIM

-  420047.dwg | DWG (0.16Mo)

Agreements & Certificates

-  OC / CB-SE-101777A1 | (0.15Mo)
-  DC-D13_13-SELECTIVITE _FILIACTION-A-3-NIVEAUX.pdf | PDF (0.62Mo)
-  LGRP-01932-V01.01-EN.pdf | PDF (0.79Mo)