

Product sheet



DX³ LEGRAND

RCBO DX³ 6000A 4 poles 25A curve C type F 30mA

REF. 411246 | EAN. 3245064112468

> [Visit e-catalogue](#)

Product characteristics

- Breaking capacity 6000A according to IEC60898-1 standard. Tripping Curve C. Sensibility 30mA Type F.
- F-type for the detection of AC, pulsating DC and high frequency residual currents. Immunized against unwanted tripping.
- Can be supplied either by wire prong busbar (top side) or Legrand HX3 plug busbar (top side).
- Width = 4 modules. Can be fitted with DX3 auxiliaries.
- Fitted with a test button, to be used frequently to check the tripping of the residual current function. This device complies with substance-restriction requirements and has been designed in an environmentally conscious process. Protected against solid bodies larger than 12,5mm ("fingerproof"): IP20 according to IEC/EN 60529 standard.

Recommendation / Restriction

- This product should be installed in compliance with installation rules, preferably by a qualified electrician. Incorrect installation and/or incorrect use can lead to risk of electric shock or fire. Before carrying out the installation, read the instructions and take account of the product's specific mounting location. Do not open up, dismantle, alter or modify the device except where specifically required to do so by the instructions. All Legrand products must be opened and repaired exclusively by personnel trained and approved by Legrand. Any unauthorised opening or repair completely cancels all liabilities and the rights to replacement and guarantees. Use only Legrand brand accessories

The product's benefits

Installation

- Fitted with two DIN rail clamps, one top side and one bottom side, allowing an independent removal of this product when the prong busbar supplying the row is still in place.

Usage

- Fitted with a label holder allowing a clear, visible and convenient identification of the circuit. On and OFF indication printed on the handle respectively on red and green backgrounds for an easy identification of the status of the RCBO.


Documentation



TECHNICAL DOCUMENTATION

CATALOGUE PAGE & OTHERS






-  F01315FR-07.pdf | PDF (2.6Mo)
-  F01315EN-08.pdf | PDF (2.56Mo)
-  LE04155AB.pdf | PDF (8.3Mo)

CAD & Design specs / BIM

-  411189.dwg | DWG (0.17Mo)

-  ex223001_0076-0077.pdf | PDF (0.2Mo)
-  ex223001_0063.pdf | PDF (0.11Mo)

Agreements & Certificates

-  OC / CB-CB FR_718651 | (1.09Mo)
-  LGRP-00796-V01.01-EN.pdf | PDF (0.57Mo)
-  VDE-40042544 | (0.26Mo)
-  DC-D13_13-SELECTIVITE _FILIACTION-A-3-NIVEAUX.pdf | PDF (0.62Mo)
-  NF App Domestic-NF012_4282 | (0.73Mo)