

# Product sheet



DX<sup>3</sup> LEGRAND

RCCB DX<sup>3</sup> 2 pole 40A type A 30mA screw terminals

REF. 411555 | EAN. 3245064115551

Protects persons against direct and indirect contacts, and electric shock hazard. Provides protection against fire hazards due to a persistent earth fault current. Can also be used to control and isolate the installation.

> [Visit e-catalogue](#)

## Description

Protects persons against direct and indirect contacts, and electric shock hazard. Provides protection against fire hazards due to a persistent earth fault current. Can also be used to control and isolate the installation.

### Product characteristics

- Screw terminals top side for supply by cables. Load connection bottom side by screw terminals for cables.
- A-type for the detection of AC and DC component faults
- Width = 2 modules
- Fitted with a test button, to be used frequently to check the tripping of the residual current function. This device complies with substance-restriction requirements and has been designed in an environmentally conscious process. Protected against solid bodies larger than 12,5mm ("fingerproof"): IP20 according to IEC/EN 60529 standard.

### Recommendation / Restriction

- This product should be installed in compliance with installation rules, preferably by a qualified electrician. Incorrect installation and/or incorrect use can lead to risk of electric shock or fire. Before carrying out the installation, read the instructions and take account of the product's specific mounting location. Do not open up, dismantle, alter or modify the device except where specifically required to do so by the instructions. All Legrand products must be opened and repaired exclusively by personnel trained and approved by Legrand. Any unauthorised opening or repair completely cancels all liabilities and the rights to replacement and guarantees. Use only Legrand brand accessories.

## The product's benefits

### Installation

- Fitted with DIN rail clamps, on top side and on bottom side to facilitate the installation on the DIN rail.

### Usage

- Fitted with a label holder allowing a clear, visible and convenient identification of the circuit. On and OFF indication printed on the handle respectively on red and green backgrounds for an easy identification of the status of the RCCB

## Documentation

---

### TECHNICAL DOCUMENTATION

 [F01316EN-05.pdf](#) | PDF (0.9Mo)


 [LE03774AB.pdf](#) | PDF (1.99Mo)

 [F01316FR-05.pdf](#) | PDF (0.76Mo)

### CAD & Design specs / BIM

 [411505.dwg](#) | DWG (0.16Mo)


### CATALOGUE PAGE & OTHERS


 [ex223001\\_0059.pdf](#) | PDF (0.12Mo)

 [ex223001\\_0060.pdf](#) | PDF (0.04Mo)

### Agreements & Certificates

 [LGRP-00366-V02.01-FR.pdf](#) | PDF (0.6Mo)

 [NF App Domestic-NF012\\_3245](#) | (0.18Mo)

 [VDE-40032162](#) | (0.49Mo)

 [LGRP-02038-V01.01-FR.pdf](#) | PDF (0.77Mo)

 [LGRP-00366-V02.01-EN.pdf](#) | PDF (0.64Mo)

 [KSC-HW05019-13002B](#) | (0.36Mo)

 [DC-D13\\_13-SELECTIVITE \\_FILIACTION-A-3-NIVEAUX.pdf](#) | PDF (0.62Mo)

 [AENOR-030/002247](#) | (0.82Mo)

 [OC / CB-CB FR\\_713498/M1](#) | (2.3Mo)